


▶ Submersible
Electric Pump

New generation compact submersible electric pump.
Versatile, compact and powerful - this pump is built tough
and suitable for both construction and hire applications.



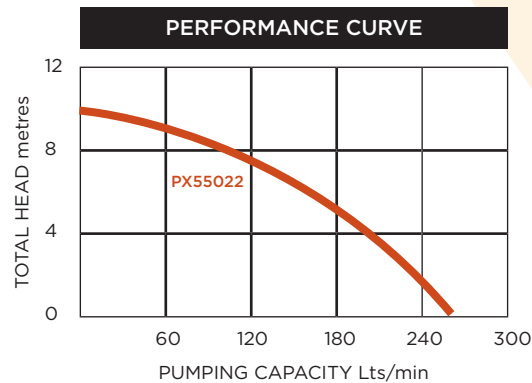
PX55022
2" (50mm)

- ▶ DURABLE
- ▶ COMPACT DESIGN
- ▶ INVERTIBLE DELIVERY OUTLET
- ▶ TRIPLE LIFESPAN IMPELLER

▶ Submersible Electric Pump

FEATURES:

Durable
Compact design
Adjustable flange
Mechanical seal
Triple lifespan impeller



SPECIFICATIONS:

MODEL	WEIGHT	DIMENSIONS D x W x H	MAX FLOW	TOTAL HEAD	POWER
PX55022	11Kg	224 x 191 x 315mm	260 L/min	10m	220V, 50Hzv

ACCESSORIES

Suction & layflat hose, 'Camlock' fittings, PVC strainer and hose couplings.




PRODUCT RANGE:



SE25FH



FULL TRASH
PUMPS



SUBMERSIBLES
- PETROL OR DIESEL

PARTS SERVICE:

We are proud of the back-up service we offer to customers. The importance of stocking genuine spare parts for all the equipment we supply is a high company priority.



AUCKLAND HEAD OFFICE
6-10 Parkway Drive,
Mairangi Bay, Auckland
Phone: (+64) 09 443 2436
Fax: (+64) 09 443 2435
Email: sales@yrco.co.nz

SOUTH ISLAND OFFICE
20 Nga Mahi Road,
Sockburn, Christchurch
Phone: (+64) 03 341 6923
Fax: (+64) 03 341 6955
Email: saleschch@yrco.co.nz


PROUD TO BE 100%
NEW ZEALAND
OWNED & OPERATED

YR [®] **YOUNG/MAN
RICHARDSON
& CO. LTD.**