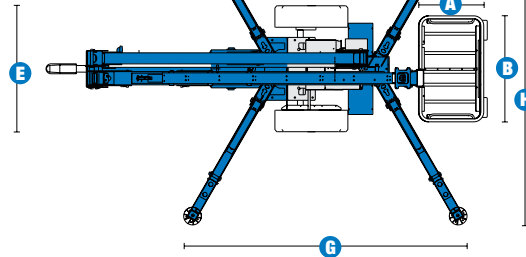
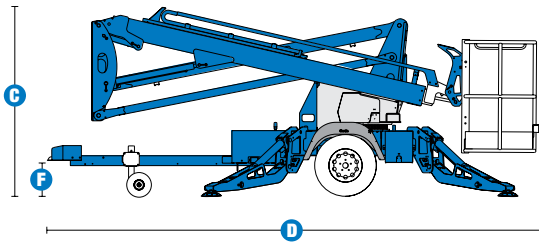


Specifications



MODEL TZ™-34/20

MEASUREMENTS	Metric	US
Working height*	12.36 m	40 ft
Platform height	10.36 m	34 ft
Entry height - extended	0.16 m	6.4 in
Horizontal reach	5.59 m	18 ft 4 in
Clear out reach	4.09 m	13 ft 5 in
Up and over clearance	4.90 m	16 ft 1 in
A Platform length	0.68 m	2 ft 2.8 in
B Platform width	1.12 m	3 ft 8 in
C Height - stowed	1.94 m	6 ft 4.5 in
D Length - stowed	5.50 m	18 ft 0.5 in
E Width - stowed	1.45 m	4 ft 9.1 in
F Ground clearance	0.24 m	9.5 in
G Length - outrigger footprint	3.26 m	10 ft 8.4 in
H Width - outrigger footprint	3.59 m	11 ft 9.4 in

PRODUCTIVITY

Lift capacity - standard	200 kg	440 lbs
Lift capacity - rotating platform	181 kg	400 lbs
Self leveling platform	standard	
Platform rotation option	90° mechanical	
AC power to platform	standard	
Turntable rotation	359° non-continuous	
Outrigger leveling capability	11°	11°
Towing speed rate	97 km/h	60 mph
Tongue weight	74 kg	163 lbs
Surge and parking brakes	standard	
Controls	variable speed system	
Tyre size	ST 205/75 R15	
Coupler	5.08 cm (2 in) hitch coupler standard	

POWER

Power source	24 V DC (four 6V 225 Ah batteries)	
Hydraulic tank capacity	14.57 L	3.85 gal
Hydraulic system capacity	17 L	4.5 gal

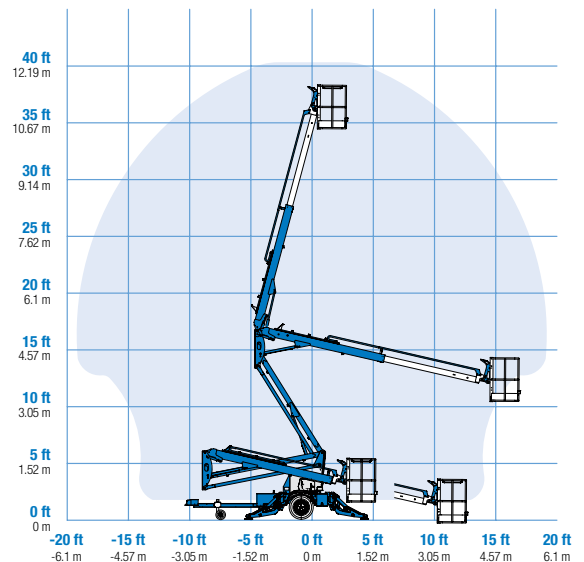
WEIGHT**

	1,450 kg	3,197 lbs
--	----------	-----------

STANDARDS COMPLIANCE ANSI A92.2, CSA C225, CE Compliance, AS 1418.10

* The metric equivalent of working height adds 2 m to platform height. U.S. adds 6 ft to platform height.
 ** Weight will vary depending on options and/or country standards.

RANGE OF MOTION TZ™-34/20



Features

STANDARD FEATURES

MEASUREMENTS

- 12.36 m (40 ft) working height
- 5.59 m (18 ft 4 in) horizontal reach
- Up to 200 kg (440 lbs) lift capacity

PRODUCTIVITY

- 0.68 m x 1.12 m (2 ft 3 in x 3 ft 8 in) aluminium platform
- ST 205/75 R15 tyres
- Industry leading working envelope
- Extension boom
- Self-leveling platform
- Variable speed control system
- Hydraulic outriggers
- Automatic 11° leveling system
- Outrigger interlocks
- Mechanical parking brake
- Hydraulic surge brakes
- Auxiliary pump down
- 5.08 cm (2 in) coupler lever lock
- Hitch pull bar
- Dual jockey wheels
- 359° non-continuous turntable rotation
- Easy to access batteries
- Hour meter
- Tilt alarm sensor with audible alarm
- Forklift pockets
- Illuminated outrigger indicators
- Full size spare tyre
- Operational warning beacon package
- Non-marking outrigger footpads

POWER

- 24 V DC power source
- Universal 20 amp smart charger

OPTIONS & ACCESSORIES

PRODUCTIVITY

- 90° mechanical platform rotation
- Combination hitch
- Fluorescent tube caddy
- Battery charge indicator (BCI)
- Tool tray

POWER OPTIONS

- 240 V power to platform



Genie Australia – Toll free number 1800 788 633

Brisbane (Head Office)
33 Kimberley Street
Darra QLD 4076

Sydney
74 Glendenning Road
Glendenning NSW 2761

Melbourne
374 Hammond Road
Dandenong VIC 3175

Perth
126 Sheffield Road
Welshpool WA 6106

Genie United States Distributed by:

18340 NE 76th Street
P.O. Box 97030
Redmond, Washington
98073-9730

Effective Date: April 2012. Product specifications and prices are subject to change without notice or obligation. The photographs and/or drawings in this document are for illustrative purposes only. Refer to the appropriate Operators' Manual for instructions on the proper use of this equipment. Failure to follow the Operators Manual when using our equipment or to otherwise act irresponsibly may result in serious injury or death. The only warranty applicable to our equipment is the standard written warranty applicable to the particular product and sale and we make no other warranty, express or implied. Products and services listed may be trademarks, service marks, or trade names of Terex Corporation, Terex South Dakota, Inc., and/or their subsidiaries in the USA and other countries. All rights reserved. Terex is a registered trademark of Terex Corporation in the USA and many other countries. Genie is a registered trademark of Terex South Dakota, Inc. in the USA and many other countries. ©2009 Terex Corporation.